



Summary Feedback

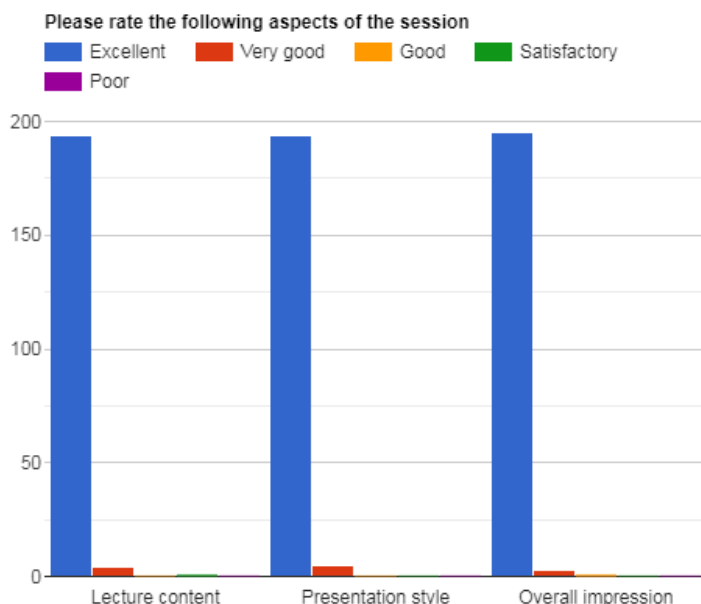
PRE-RECORDED: Basildon FRCR 2B 'A to Zee' Course 2020
(LIVE SESSION)

Session 21/40

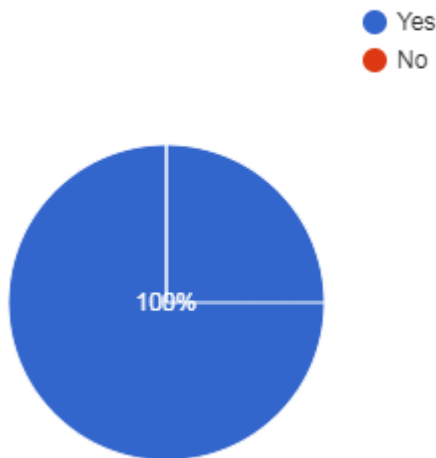
MSK for FRCR – (1) Lymphoreticular & Hematopoietic Disorders
(2) Metabolic & Endocrine Disorders (3) Soft Tissues
(19th September 2024)
Lecturer: Sami Khan

Summary Points:

- Total Attendees: 464 from 35 Countries (Algeria, Australia, Bahamas, Bahrain, Bangladesh, China, Dominica, Egypt, Ghana, Hong Kong, India, Indonesia, Iraq, Jordan, Kenya, Kuwait, Libya, Malaysia, Maldives, Myanmar, Namibia, Nigeria, Oman, Pakistan, Qatar, Saudi Arabia, South Africa, Sri Lanka, Sudan, Swaziland, Türkiye, UAE, UK, Yemen, Zimbabwe).
- Duration: 3 hours teaching time
- Total feedback received from 199 participants



Did you find it useful
199 responses



Testimonials

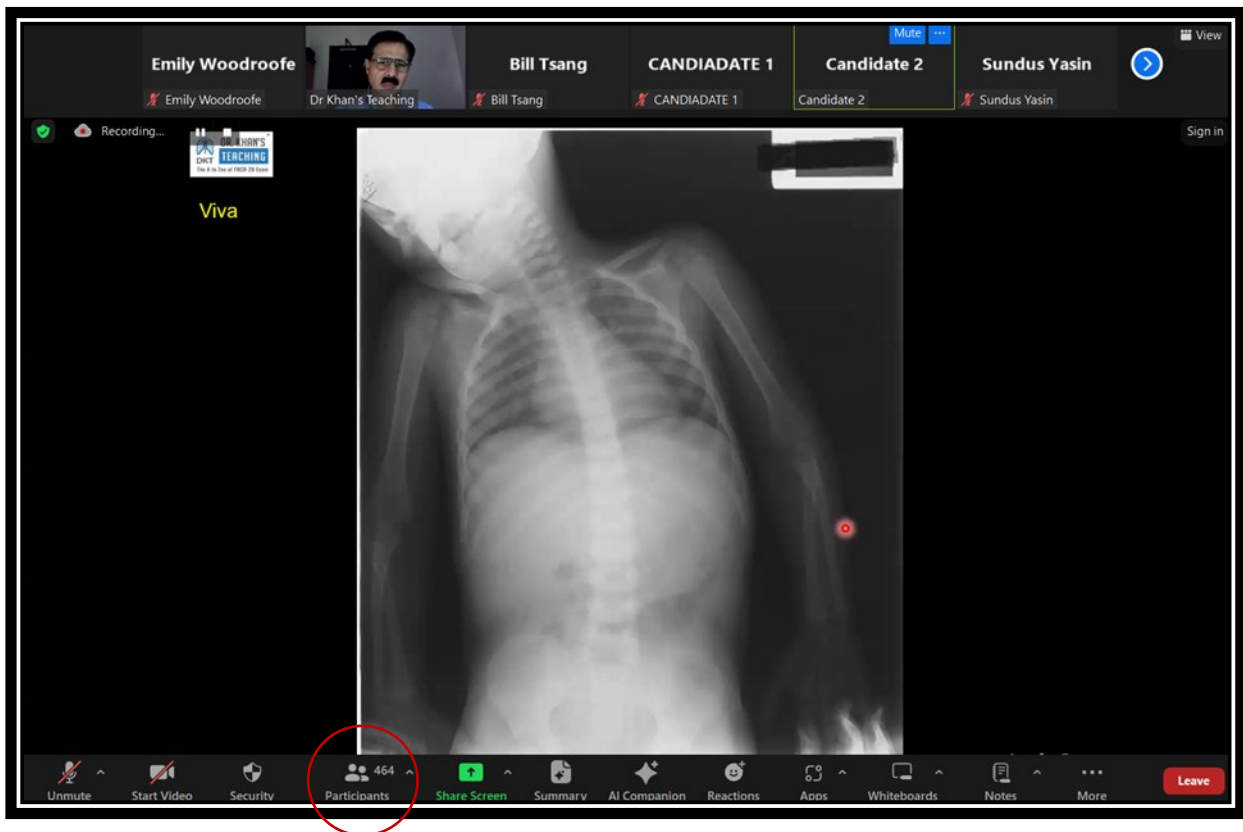
- Better than any other courses I have ever attended (UK).
- Excellent - can't believe this resource is provided free of charge (UK).
- Simply the best teaching. God bless you, sir. I long waited to understand what is the Dixon method and you made it so easy for me (Iraq).
- Really amazing session by Dr Khan, the king of radiology! (Pakistan).
- Very detailed description of each of metabolic and tumor osseous pathologies. Eye opener session (Pakistan).
- Very useful session and amazing teaching by Dr Khan (Nigeria).
- The session was useful; to focus on the differentials of each finding, to learn how to connect findings into one unifying diagnosis, the different types of cases and to train my eye (Yemen).
- It widened my knowledge on MSK (Malaysia).
- Excellent job and delivery (Australia).
- Absolutely superb session (India).
- Teaching slides and explaining pathogenesis leading to disease appearance was useful (South Africa).
- It was perfect (UAE).
- Precious (UK).
- It includes all the basics and clear concepts (Pakistan).
- I liked the differentials of sequestrum and different appearances of hemophilia (Zimbabwe).
- Excellent not only for personal development of work but also for exams (Oman).
- Differential diagnosis of the imaging findings was useful (UK).
- Covering all important topics with multiple modalities and differential diagnosis importance on an imaging basis, not theoretical, was useful (UAE).
- Excellent cases (Saudi Arabia).
- Broad spectrum of cases was useful (Zimbabwe).
- Excellent cases and very informative (Egypt)

MSK for FRCR – (1) Lymphoreticular & Hematopoietic Disorders (2) Metabolic & Endocrine Disorders (3) Soft Tissues

- Brilliant and impressive (Iraq).
- Excellent teaching session by Dr Khan always. God bless you (Pakistan).
- As always, it's very instructive (UK).
- Great lecture as always, sir, if just this lecture could be repeated as other lectures from the course, I am very grateful, sir, thank you so much (Egypt).
- Concepts and cases were useful (UK).
- Very informative lecture (Sri Lanka).
- Explained well (Sri Lanka).
- Great as always (Libya).
- Content and delivery were useful (UK).
- Every single thing was the very best (Pakistan).
- Excellent teaching (China).
- Very amazing explanation and cases of each pathology (UK).
- The cases and teaching points were excellent, very helpful review (Pakistan).
- Examples, cases, and explanations were useful (UK).
- Lots of new information was useful (Sudan).
- Excellent coverage of the topic (Pakistan).
- Very useful cases (Türkiye).
- Every aspect was useful (India).
- Excellent MSK much needed teaching (Pakistan).
- Dedication depth and grip on topic plus variety of cases were very valuable (Pakistan).
- Great collection of cases (Pakistan).
- Very nice lecture
- Comprehensive coverage (Iraq).
- Excellent teaching session (Pakistan).
- It's great (Yemen).
- Excellent lecture please need more such lectures (Pakistan).
- It was best (Pakistan).
- Please keep doing the good work (Pakistan).
- It was perfect (UAE).
- It is all good (Australia).
- Best teaching (Pakistan).
- Very informative (Yemen).
- Great session (South Africa).
- Good work. Keep it up, (Pakistan).
- Excellent session. Thank you so much (Malaysia).
- Exceptional teaching session (Pakistan).
- Excellent, well done (Egypt).
- Very helpful (UAE).
- Brilliant session (Pakistan).
- Very educative (UK).
- Excellent informative discussion as usual (Yemen).
- Best course (India).
- Perfect session (Zimbabwe).

MSK for FRCR – (1) Lymphoreticular & Hematopoietic Disorders (2) Metabolic & Endocrine Disorders (3) Soft Tissues

- Wonderful as usual (Pakistan).
- Can't thank you enough for these free sessions (Pakistan).



MSK for FRCR – (1) Lymphoreticular & Hematopoietic Disorders (2) Metabolic & Endocrine Disorders (3) Soft Tissues

The screenshot displays a Zoom meeting interface. The main content is a slide titled "PRE-RECORDED SESSION Basildon FRCR 2B 'A to Zee' Course 2020". The slide content includes:

- MSK For FRCR Exam**
- 1) Lymphoreticular & Hemopoietic disorders**
- 2) Metabolic & Endocrine disorders**
- 3. Soft tissues**

A portrait of **DR. SAMI KHAN** is shown on the slide, along with a starburst graphic indicating "Session 21/40". A smaller version of the slide is visible in the bottom right corner of the main slide area.

The Zoom interface shows a toolbar at the bottom with options like Audio, Start Video, Participants, Chat, Reactions, Share Screen, Security, AI Companion, and More. On the right, a "Participants (309)" list is visible, including names like Aakriti Dhiman, Dr Khan's Teaching, and others. The top of the browser window shows the Zoom URL and meeting details.

=====XX=====XX=====